










































2018 PROGRAM RANKING




















TOP 20 ENTERTAINMENT PROGRAMS OF 2018 – TOTAL PEOPLE

RANK	PROGRAM	CHANNEL	METRO	REGIONAL	COMBINED
1	THE BLOCK WINNER ANNOUNCED		2,093,000	795,000	2,888,000
2	ROYAL WEDDING: CEREMONY		1,993,000	648,000	2,641,000
3	MARRIED AT FIRST SIGHT: FINALE		1,900,000	688,000	2,588,000
4	ROYAL WEDDING: ARRIVALS		1,772,000	657,000	2,429,000
5	THE BLOCK: GRAND FINAL		1,735,000	667,000	2,402,000
6	MARRIED AT FIRST SIGHT – FINAL DINNER PARTY		1,760,000	638,000	2,398,000
7	MY KITCHEN RULES: WINNER ANNOUNCED		1,637,000	715,000	2,352,000
8	ROYAL WEDDING: PROCESSION		1,551,000	540,000	2,091,000
9	MY KITCHEN RULES: GRAND FINAL		1,433,000	624,000	2,056,000
10	MARRIED AT FIRST SIGHT: SUN		1,417,000	534,000	1,952,000
11	THE GOOD DOCTOR: MON		1,317,000	615,000	1,933,000
12	HARRY AND MEGHAN: THE ROYAL WEDDING		1,512,000	418,000	1,930,000
13	THE GOOD DOCTOR: TUES		1,296,000	626,000	1,922,000
14	MARRIED AT FIRST SIGHT: MON		1,360,000	520,000	1,880,000
15	MASTERCHEF AUSTRALIA: WINNER ANNOUNCED		1,413,000	439,000	1,852,000
16	MARRIED AT FIRST SIGHT: WEDN		1,327,000	504,000	1,831,000
17	MY KITCHEN RULES: SUN		1,257,000	574,000	1,831,000
18	THE BACHELOR AUSTRALIA: THE FINAL DECISION		1,344,000	472,000	1,816,000
19	THE BLOCK: SUN		1,305,000	502,000	1,807,000
20	MY KITCHEN RULES: MON		1,235,000	571,000	1,806,000

TOP 20 SPORT PROGRAMS OF 2018 – TOTAL PEOPLE

RANK	PROGRAM	CHANNEL	METRO	REGIONAL	COMBINED
1	STATE OF ORIGIN RUGBY LEAGUE: 1 ST MATCH		2,347,000	1,097,000	3,445,000
2	AFL: GRAND FINAL		2,615,000	778,000	3,392,000
3	STATE OF ORIGIN RUGBY LEAGUE: 2 ND MATCH		2,132,000	1,063,000	3,194,000
4	NRL GRAND FINAL DAY		2,141,000	920,000	3,061,000
5	GOLD COAST 2018 COMMONWEALTH GAMES: OPENING CEREMONY		2,037,000	750,000	2,788,000
6	STATE OF ORIGIN RUGBY LEAGUE 3 RD MATCH		1,769,000	904,000	2,673,000
7	2018 MELBOURNE CUP CARNIVAL: THE RACE		1,908,000	662,000	2,570,000
8	2018 AUSTRALIAN OPEN: MEN'S FINAL		1,739,000	630,000	2,368,000
9	2018 FIFA WORLD CUP: FRA V AUS LIVE		1,667,000	488,000	2,155,000
10	GOLD COAST 2018 COMMONWEALTH GAMES: NIGHT 6		1,485,000	642,000	2,127,000
11	GOLD COAST 2018 COMMONWEALTH GAMES: NIGHT 5		1,457,000	633,000	2,091,000
12	2018 FIFA WORLD CUP: DEN V AUS LIVE		1,664,000	413,000	2,077,000
13	GOLD COAST 2018 COMMONWEALTH GAMES: EVENING 5		1,342,000	629,000	1,971,000
14	GOLD COAST 2018 COMMONWEALTH GAMES: EVENING 6		1,244,000	617,000	1,861,000
15	GOLD COAST 2018 COMMONWEALTH GAMES: EVENING 4		1,248,000	560,000	1,808,000
16	GOLD COAST 2018 COMMONWEALTH GAMES: EVENING 1		1,241,000	560,000	1,802,000
17	ONE DAY CRICKET: AUS V ENG GAME 1, SESS 2		1,216,000	578,000	1,794,000
18	GOLD COAST 2018 COMMONWEALTH GAMES: NIGHT 7		1,202,000	570,000	1,772,000
19	GOLD COAST 2018 COMMONWEALTH GAMES: NIGHT 4		1,252,000	508,000	1,760,000
20	GOLD COAST 2018 COMMONWEALTH GAMES: EVENING 7		1,163,000	550,000	1,713,000

TOP 20 ENTERTAINMENT PROGRAMS OF 2018 – PEOPLE 25-54

RANK	PROGRAM	CHANNEL	METRO	REGIONAL	COMBINED
1	THE BLOCK - WINNER ANNOUNCED		1,060,000	352,000	1,413,000
2	MARRIED AT FIRST SIGHT - FINALE		1,013,000	329,000	1,343,000
3	MARRIED AT FIRST SIGHT - FINAL DINNER PARTY		964,000	307,000	1,271,000
4	THE BLOCK - GRAND FINAL		831,000	285,000	1,117,000
5	ROYAL WEDDING - CEREMONY		779,000	245,000	1,023,000
6	MY KITCHEN RULES - WINNER ANNOUNCED		729,000	280,000	1,009,000
7	MARRIED AT FIRST SIGHT - SUN		768,000	233,000	1,001,000
8	THE BACHELOR AUSTRALIA GRAND FINALE – THE FINAL DECISION		750,000	231,000	982,000
9	MARRIED AT FIRST SIGHT - MON		743,000	234,000	978,000
10	MARRIED AT FIRST SIGHT - WED		715,000	227,000	941,000
11	UNDERBELLY FILES: CHOPPER - PART 1		639,000	284,000	923,000
12	ROYAL WEDDING: ARRIVALS		683,000	233,000	916,000
13	I'M A CELEBRITY... GET ME OUT OF HERE! - OPENING NIGHT		699,000	212,000	911,000
14	THE BLOCK - SUN		673,000	232,000	905,000
15	MASTERCHEF AUSTRALIA – THE WINNER ANNOUNCED		708,000	187,000	896,000
16	MARRIED AT FIRST SIGHT - TUE		671,000	217,000	888,000
17	HARRY AND MEGHAN - THE ROYAL WEDDING		711,000	166,000	877,000
18	MY KITCHEN RULES - GRAND FINAL		629,000	239,000	868,000
19	THE BLOCK - LAUNCH		650,000	202,000	852,000
20	I'M A CELEBRITY... GET ME OUT OF HERE! - WELCOME TO THE JUNGLE		624,000	185,000	809,000

nineentertainmentco.com.au

PO Box 27, Willoughby NSW 2068 P +61 2 9906 9999 F +61 2 9282 8828 ABN 60 122 203 892

TOP 20 SPORT PROGRAMS OF 2018 – PEOPLE 25-54

RANK	PROGRAM	CHANNEL	METRO	REGIONAL	COMBINED
1	STATE OF ORIGIN RUGBY LEAGUE QLD V NSW 1ST - MATCH		1,148,000	446,000	1,594,000
2	STATE OF ORIGIN RUGBY LEAGUE QLD V NSW 2ND - MATCH		1,056,000	442,000	1,498,000
3	SEVEN'S AFL: GRAND FINAL: WEST COAST V COLLINGWOOD		1,096,000	269,000	1,365,000
4	NRL GRAND FINAL DAY		988,000	354,000	1,342,000
5	STATE OF ORIGIN RUGBY LEAGUE QLD V NSW 3RD - MATCH		811,000	348,000	1,159,000
6	2018 FIFA WORLD CUP: DEN V AUS LIVE		890,000	198,000	1,087,000
7	GOLD COAST 2018 COMMONWEALTH GAMES: OPENING CEREMONY		768,000	254,000	1,022,000
8	2018 FIFA WORLD CUP: FRA V AUS LIVE		800,000	217,000	1,017,000
9	SEVEN'S TENNIS: 2018 AUSTRALIAN OPEN-MEN'S FINAL		718,000	209,000	927,000
10	THE 2018 MELBOURNE CUP CARNIVAL: MELBOURNE CUP-THE RACE		625,000	192,000	817,000
11	GOLD COAST 2018 COMMONWEALTH GAMES: NIGHT 5		584,000	229,000	813,000
12	GOLD COAST 2018 COMMONWEALTH GAMES: NIGHT 6		557,000	224,000	782,000
13	ONE DAY CRICKET - AUSTRALIA V ENGLAND GAME 1 SESSION 2		536,000	202,000	738,000
14	CRICKET: BIG BASH LEAGUE BIG FINAL - SESSION 2		528,000	175,000	703,000
15	GOLD COAST 2018 COMMONWEALTH GAMES: EVENING 5		483,000	219,000	702,000
16	GOLD COAST 2018 COMMONWEALTH GAMES: NIGHT 7		483,000	194,000	677,000
17	PYEONGCHANG 2018 WINTER OLYMPIC GAMES: NIGHT 2		494,000	183,000	676,000
18	GOLD COAST 2018 COMMONWEALTH GAMES: EVENING 6		432,000	211,000	643,000
19	GOLD COAST 2018 COMMONWEALTH GAMES: EVENING 4		446,000	197,000	643,000
20	GOLD COAST 2018 COMMONWEALTH GAMES: NIGHT 4		466,000	166,000	632,000

TOP 20 ENTERTAINMENT PROGRAMS OF 2018 – PEOPLE 16-39

RANK	PROGRAM	CHANNEL	METRO	REGIONAL	COMBINED
1	MARRIED AT FIRST SIGHT -FINALE		650,000	173,000	824,000
2	THE BLOCK -WINNER ANNOUNCED		628,000	191,000	819,000
3	MARRIED AT FIRST SIGHT – FINAL DINNER PARTY		604,000	173,000	777,000
4	THE BACHELOR AUSTRALIA GRAND FINALE - THE FINAL DECISION		567,000	142,000	709,000
5	THE BLOCK - GRAND FINAL		475,000	149,000	624,000
6	MARRIED AT FIRST SIGHT -SUN		462,000	122,000	584,000
7	MARRIED AT FIRST SIGHT -MON		456,000	124,000	579,000
8	ROYAL WEDDING: CEREMONY		451,000	126,000	577,000
9	MARRIED AT FIRST SIGHT - WED		453,000	119,000	572,000
10	THE BACHELOR AUSTRALIA GRAND FINALE		458,000	108,000	567,000
11	THE BACHELOR AUSTRALIA - LAUNCH		458,000	104,000	563,000
12	MARRIED AT FIRST SIGHT -TUE		432,000	113,000	545,000
13	MASTERCHEF AUSTRALIA – THE WINNER ANNOUNCED		423,000	92,000	515,000
14	THE BACHELOR AUSTRALIA - THURS		417,000	91,000	507,000
15	MY KITCHEN RULES - WINNER ANNOUNCED		378,000	121,000	498,000
16	THE BLOCK - SUN		372,000	125,000	497,000
17	HARRY AND MEGHAN – THE ROYAL WEDDING		413,000	79,000	492,000
18	ROYAL WEDDING: ARRIVALS		380,000	111,000	491,000
19	THE BACHELOR AUSTRALIA - WED		409,000	82,000	491,000
20	THE BLOCK - LAUNCH		371,000	118,000	489,000

TOP 20 SPORT PROGRAMS OF 2018 – PEOPLE 16-39

RANK	PROGRAM	CHANNEL	METRO	REGIONAL	COMBINED
1	STATE OF ORIGIN RUGBY LEAGUE – 1 ST MATCH		774,000	299,000	1,073,000
2	STATE OF ORIGIN RUGBY LEAGUE - 2ND MATCH		691,000	259,000	950,000
3	NRL GRAND FINAL DAY		617,000	174,000	791,000
4	SEVEN'S AFL: GRAND FINAL: WEST COAST V COLLINGWOOD		629,000	125,000	754,000
5	2018 FIFA WORLD CUP: DEN V AUS LIVE		596,000	110,000	706,000
6	STATE OF ORIGIN RUGBY LEAGUE QLD V NSW 3RD - MATCH		479,000	198,000	677,000
7	2018 FIFA WORLD CUP: FRA V AUS LIVE		480,000	119,000	599,000
8	SEVEN'S TENNIS: 2018 AUSTRALIAN OPEN-MEN'S FINAL		450,000	109,000	559,000
9	GOLD COAST 2018 COMMONWEALTH GAMES: OPENING CEREMONY		414,000	118,000	532,000
10	THE 2018 MELBOURNE CUP CARNIVAL: MELBOURNE CUP-THE RACE		358,000	95,000	452,000
11	ONE DAY CRICKET - AUSTRALIA V ENGLAND GAME 1 SESSION 2		309,000	110,000	419,000
12	CRICKET: BIG BASH LEAGUE BIG FINAL - SESSION 2		319,000	99,000	418,000
13	2018 FIFA WORLD CUP: AUS V PER LIVE		354,000	60,000	415,000
14	GOLD COAST 2018 COMMONWEALTH GAMES: NIGHT 5		314,000	98,000	411,000
15	GOLD COAST 2018 COMMONWEALTH GAMES: NIGHT 6		296,000	91,000	387,000
16	PYEONGCHANG 2018 WINTER OLYMPIC GAMES: NIGHT 2		286,000	97,000	383,000
17	GOLD COAST 2018 COMMONWEALTH GAMES: EVENING 5		266,000	93,000	360,000
18	PYEONGCHANG 2018 WINTER OLYMPIC GAMES: NIGHT 4		279,000	77,000	356,000
19	SEVEN'S TENNIS: 2018 AUSTRALIAN OPEN-NIGHT 7		272,000	75,000	347,000
20	CRICKET: BIG BASH LEAGUE GAME 13 - SESSION 2		238,000	97,000	334,000

TOP 10 BVOD SERIES 2018 (VOD VPM MINUTES)

RANK	SERIES NAME	PLATFORM	VOD MINUTES
1	Married at First Sight Season 5		541,714,915
2	Love Island Australia Season 1		427,453,397
3	Love Island UK Season 4		239,014,359
4	The Handmaid's Tale		222,406,538
5	MasterChef Australia		220,538,033
6	The Block Season 14		214,383,735
7	The Bachelor Australia		211,506,885
8	Bachelor In Paradise		177,436,027
9	My Kitchen Rules S9		174,345,818
10	Home And Away		143,994,715

Source: OzTAM VOD VPM Minutes 1st Jan- 29th Nov 2018; Minimum Content Duration 15min+

TOP 10 9NOW BVOD SERIES 2018 (VOD VPM MINUTES)

RANK	SERIES NAME	PLATFORM	VOD MINUTES
1	Married at First Sight Season 5	9NOW	541,714,915
2	Love Island Australia Season 1	9NOW	427,453,397
3	Love Island UK Season 4	9NOW	239,014,359
4	The Block Season 14	9NOW	214,383,735
5	The Voice Season 7	9NOW	103,466,495
6	Young Sheldon Season 1	9NOW	54,166,171
7	Doctor Doctor Season 3	9NOW	47,420,246
8	The Bachelorette (US) Season 14	9NOW	37,261,528
9	Love Island UK Season 3	9NOW	35,011,087
10	The Bachelor (US) Season 22	9NOW	34,236,411

Source: OzTAM VOD VPM Minutes 1st Jan- 29th Nov 2018; Minimum Content Duration 15min+

PLATFORM AGNOSTIC RATINGS FOR CONTENT (PARC) REPORT 2018

PROGRAM	LINEAR TV RATINGS			BVOD RATINGS	TOTAL EXPOSURE
	OVERNIGHT	TIME SHIFT TO 7	ENCORE	VPM	
Married at First Sight	1,697,000	158,000	305,000	250,000	2,410,000
The Block	1,490,000	119,000	207,000	89,000	1,904,000
The Voice	1,327,000	80,000	277,000	72,000	1,755,000
Australian Ninja Warrior	1,272,000	94,000	177,000	31,000	1,575,000
Doctor Doctor	994,000	224,000	229,000	97,000	1,544,000
True Story with Hamish & Andy	924,000	114,000	354,000	75,000	1,466,000
Travel Guides	939,000	141,000	233,000	42,000	1,355,000

SOURCE:

OzTAM Metro Total TV & Regional TAM Regional FTA+WA, Overnight/Timeshift to 28/Con28, 05/08/2018-04/11/2018 "THE BLOCK", 5 City Metro & Combined Agg Mkts, Nine, Nine Content Affiliates, Total Individuals, AUD, encores episodes are Total AUD (Con28). OzTAM LIVE + VOD VPM Data. 5 August - 28 October

OzTAM Metro Total TV & Regional TAM Regional FTA+WA, Overnight/Timeshift to 28/Con28, 08/07/2018-01/08/2018 "AUSTRALIAN NINJA WARRIOR", 5 City Metro & Combined Agg Mkts, Nine, Nine Content Affiliates, Total Individuals, AUD, encores episodes are Total AUD (Con28). OzTAM LIVE + VOD VPM Data. 8 July - 31 July

OzTAM Metro Total TV & Regional TAM Regional FTA+WA, Overnight/Timeshift to 28/Con28, 15/08-03/10 "BITE CLUB", 5 City Metro & Combined Agg Mkts, Nine, Nine Content Affiliates, Total Individuals, AUD, encores episodes are Total AUD (Con28). OzTAM LIVE + VOD VPM Data. 15 August - 3 October

OzTAM Metro Total TV & Regional TAM Regional FTA+WA, Overnight/Timeshift to 28/Con28, 06/08/2018-08/10/2018 "DOCTOR DOCTOR", 5 City Metro & Combined Agg Mkts, Nine, Nine Content Affiliates, Total Individuals, AUD, encores episodes are Total AUD (Con28), excludes 'RPT'. OzTAM LIVE + VOD VPM Data. 6 August - 8 October

OzTAM Metro Total TV & Regional TAM Regional FTA+WA, Overnight/Timeshift to 28/Con28, 29/01/18-31/01/18 "MARRIED AT FIRST SIGHT", 5 City Metro & Combined Agg Mkts, Nine, Nine Content Affiliates, Total Individuals, AUD, encores episodes are Total AUD (Con28). OzTAM LIVE + VOD VPM Data. 29 January - 21 March

OzTAM Metro Total TV & Regional TAM Regional FTA+WA, Overnight/Timeshift to 28/Con28, 15/04/18-17/06/18 "THE VOICE", 5 City Metro & Combined Agg Mkts, Nine, Nine Content Affiliates, Total Individuals, AUD, encores episodes are Total AUD (Con28). OzTAM LIVE + VOD VPM Data. 15 April - 17 June

OzTAM Metro Total TV & Regional TAM Regional FTA+WA, Overnight/Timeshift to 28/Con28, 29/01/18-31/03/18 "TRAVEL GUIDES", 5 City Metro & Combined Agg Mkts, Nine, Nine Content Affiliates, Total Individuals, AUD, encores episodes are Total AUD (Con28). OzTAM LIVE + VOD VPM Data. 29 January - 26 March

OzTAM Metro Total TV & Regional TAM Regional FTA+WA, Overnight/Timeshift to 28/Con28, 07/08/18-09/10/18 "TRUE STORY", 5 City Metro & Combined Agg Mkts, Nine, Nine Content Affiliates, Total Individuals, AUD, encores episodes are Total AUD (Con28), excludes 'RPT'. OzTAM LIVE + VOD VPM Data. 7 August - 9 October

Top Sports Programs People 16-39

OzTAM Metro Total TV and Regional TAM Regional FTA+WA. Consolidated 28 Data, CYTD (30/11/18), People 16-39, 02:00:00-25:59:59, Typologies "Sports events" "Special sports event" & "Other sports", Excludes ENCORE, RPT, PRE MATCH, POST MATCH, PRESENTATION, MOUNTING YARD, PODIUM, COUNTDOWN, GRAND FINAL DAY ENTERTAINMENT and GRAND FINAL: ON THE GROUND, AUD (r) top 20.

Top Entertainment Programs 16-39

OzTAM Metro Total TV and Regional TAM Regional FTA+WA. Consolidated 28 Data, CYTD (30/11/18), People 16-39, 02:00:00-25:59:59, Typologies excl "Sports events" "Special sports event" & "Other sports", Excludes ENCORE, RPT, PRE MATCH, POST MATCH, PRESENTATION, MOUNTING YARD, PODIUM, COUNTDOWN, GRAND FINAL DAY ENTERTAINMENT and GRAND FINAL: ON THE GROUND, AUD (r) top 20.

Top Entertainment Programs People 25-54

OzTAM Metro Total TV and Regional TAM Regional FTA+WA. Consolidated 28 Data, CYTD (30/11/18), People 25-54, 02:00:00-25:59:59, Typologies excl "Sports events" "Special sports event" & "Other sports", Excludes ENCORE, RPT, PRE MATCH, POST MATCH, PRESENTATION, MOUNTING YARD, PODIUM, COUNTDOWN, GRAND FINAL DAY ENTERTAINMENT and GRAND FINAL: ON THE GROUND, AUD (r) top 20.

Top Sports Programs People 25-54

OzTAM Metro Total TV and Regional TAM Regional FTA+WA. Consolidated 28 Data, CYTD (30/11/18), People 25-54, 02:00:00-25:59:59, Typologies "Sports events" "Special sports event" & "Other sports", Excludes ENCORE, RPT, PRE MATCH, POST MATCH, PRESENTATION, MOUNTING YARD, PODIUM, COUNTDOWN, GRAND FINAL DAY ENTERTAINMENT and GRAND FINAL: ON THE GROUND, AUD (r) top 20.

Top Entertainment Programs

OzTAM Metro Total TV and Regional TAM Regional FTA+WA. Consolidated 28 Data, CYTD (30/11/18), Total Individuals, 02:00:00-25:59:59, Typologies excl "Sports events" "Special sports event" & "Other sports", Excludes ENCORE, RPT, PRE MATCH, POST MATCH, PRESENTATION, MOUNTING YARD, PODIUM, COUNTDOWN, GRAND FINAL DAY ENTERTAINMENT and GRAND FINAL: ON THE GROUND, AUD (r) top 20.

Top Sports Programs

OzTAM Metro Total TV and Regional TAM Regional FTA+WA. Consolidated 28 Data, CYTD (30/11/18), Total Individuals, 02:00:00-25:59:59, Typologies "Sports events" "Special sports event" "Other sports", Excludes ENCORE, RPT, PRE MATCH, POST MATCH, PRESENTATION, FINAL PRES, MOUNTING YARD, PODIUM, COUNTDOWN, GRAND FINAL DAY ENTERTAINMENT and GRAND FINAL: ON THE GROUND, AUD (r) top 20.

Australia's #1 Program

Source: OzTAM and Regional TAM Consolidated 28 (as at 28/11/2018), 5 City Metro and Combined Aggregate Markets, Calendar YTD, Total Individuals, FTA channels, excludes "ENCORE", "RPT" and "(R)", AUD

Married at First Sight season average

Source: OzTAM and Regional TAM Consolidated 28, 5 City Metro and Combined Aggregate Markets, Calendar YTD, "MARRIED AT FIRST SIGHT". Total Individuals, Nine and Nine Content Affiliates, excludes "ENCORE", "RPT", "(R)", AUD

MAFS Finale

Source: OzTAM and Regional TAM Consolidated 28, 21/03/2018, 5 City Metro and Combined Aggregate Markets, Calendar YTD, Total Individuals, Nine and Nine Content Affiliates, "MARRIED AT FIRST SIGHT –FINALE", AUD

MAFS timeslot winner

Source: OzTAM and Regional TAM Consolidated 28, 5 City Metro and Combined Aggregate Markets, Calendar YTD, Total Individuals, "MARRIED AT FIRST SIGHT", FTA Channels Series & Competition AUD, excludes "ENCORE", "RPT" and "(R)".

Married at First Sight year on year

Source: OzTAM and Regional TAM Consolidated 28, 5 City Metro and Combined Aggregate Markets, Calendar YTD & CY 2017, "MARRIED AT FIRST SIGHT". Total Individuals, Nine and Nine Content Affiliates, excludes "ENCORE", "RPT", "(R)", AUD

Talking Married

Source: OzTAM, Consolidated 28, 29/11/2015 – 28/11/2018, 5 City Metro, Total Individuals, 9Life, AUD (ranked)

The Voice season average

Source: OzTAM and Regional TAM Consolidated 28, 5 City Metro and Combined Aggregate Markets, Calendar YTD, "THE VOICE", Total Individuals, Nine and Nine Content Affiliates, excludes "ENCORE", "RPT", "KIDS" and "(R)", AUD

The Voice Finale

Source: OzTAM and Regional TAM Consolidated 28, 17/06/2018, 5 City Metro and Combined Aggregate Markets, Total Individuals, Nine and Nine Content Affiliates, "THE VOICE GRAND FINAL" and "THE VOICE GRAND FINAL – WINNER ANNOUNCED", AUD

Australian Ninja Warrior season average

Source: OzTAM and Regional TAM Consolidated 28, 5 City Metro and Combined Aggregate Markets, Calendar YTD, "AUSTRALIAN NINJA WARRIOR", Total Individuals, Nine and Nine Content Affiliates, excludes "ENCORE", "RPT" and "(R)", AUD

Australian Ninja Warrior finale

Source: OzTAM and Regional TAM Consolidated 28, 31/07/2018, 5 City Metro and Combined Aggregate Markets, Total Individuals, Nine and Nine Content Affiliates, "AUSTRALIAN NINJA WARRIOR –GRAND FINAL" and "AUSTRALIAN NINJA WARRIOR –FINAL STAGE", AUD

The Block season average - Source: OzTAM and Regional TAM Consolidated 28, 5 City Metro and Combined Aggregate Markets, Calendar YTD, "THE BLOCK", Total Individuals, Nine and Nine Content Affiliates, excludes "ENCORE", "RPT" and "(R)", AUD

The Block 'Winner Announced' segment

Source: OzTAM and Regional TAM Consolidated 28, 29/10/2018, 5 City Metro and Combined Aggregate Markets, Total Individuals, Nine and Nine Content Affiliates, "THE BLOCK – WINNER ANNOUNCED", AUD

True Story with Hamish & Andy season average

Source: OzTAM and Regional TAM Consolidated 28, 5 City Metro and Combined Aggregate Markets, Calendar YTD, "TRUE STORY WITH HAMISH & ANDY", Total Individuals, Nine and Nine Content Affiliates, excludes "ENCORE", "RPT" and "(R)", AUD

Travel Guides season average

Source: OzTAM and Regional TAM Consolidated 28, 5 City Metro and Combined Aggregate Markets, Calendar YTD, Total Individuals, "TRAVEL GUIDES", Nine and Nine Content Affiliates, excludes "ENCORE", "RPT" and "(R)", AUD

Travel Guides year on year

Source: OzTAM and Regional TAM Consolidated 28, 5 City Metro and Combined Aggregate Markets, Calendar YTD & CY 2017, Total Individuals, "TRAVEL GUIDES", Nine and Nine Content Affiliates, excludes "ENCORE", "RPT" and "(R)", AUD

Travel Guides timeslot winner

Source: OzTAM and Regional TAM Consolidated 28, 5 City Metro and Combined Aggregate Markets, Calendar YTD, Total Individuals, "TRAVEL GUIDES", FTA Channels Series & Competition AUD, excludes "ENCORE", "RPT" and "(R)".

Doctor Doctor season average

Source: OzTAM and Regional TAM Consolidated 28, 5 City Metro and Combined Aggregate Markets, Calendar YTD, Total Individuals, "DOCTOR DOCTOR", Nine and Nine Content Affiliates, excludes "ENCORE", "RPT" and "(R)", AUD

TV Week Logie Awards

Source: OzTAM and Regional TAM Consolidated 28, 5 City Metro and Combined Aggregate Markets, 01/07/2018, Total Individuals, Nine and Nine Content Affiliates, excludes "ENCORE", "RPT" and "(R)". "TV WEEK LOGIE AWARDS ARRIVALS" and "60th ANNUAL TV WEEK LOGIE AWARDS", AUD

"Nine News" hour bulletin

Source: OzTAM Consolidated 28 (as at 28/11/2018), Sydney and Melbourne, Calendar YTD, Total Individuals, Nine, "NINE NEWS", "NINE NEWS 6:30", "NINE NEWS SATURDAY" and "NINE NEWS SUNDAY" exact match, TSR [FTA]

A Current Affair

Source: OzTAM and Regional TAM Consolidated 28 (as at 28/11/2018), 5 City Metro and Combined Aggregate Markets, Calendar YTD, Total Individuals, Nine and Nine Content Affiliates, "A CURRENT AFFAIR", excludes "RPT", AUD

60 Minutes

Source: OzTAM and Regional TAM Consolidated 28 (as at 28/11/2018), 5 City Metro and Combined Aggregate Markets, Calendar YTD, Total Individuals, Nine and Nine Content Affiliates, "60 Minutes", excludes "SUMMER", "ENCORE", "RPT", "(R)" and episode on 30/09/2018 (Perth only telecast), AUD

TODAY

Source: OzTAM Consolidated 28 (as at 28/11/2018), Syd-Mel-Bri, Calendar YTD Monday - Friday, Total Individuals, Nine, "TODAY" exact match

Young Sheldon

Source: OzTAM and Regional TAM Consolidated 28 (as at 30/11/2018), 5 City Metro and Combined Aggregate Markets, Calendar YTD, "YOUNG SHELDON", Total Individuals, Nine and Nine Content Affiliates, excludes "ENCORE", "RPT" and "(R)", AUD